

Music Skills Year 5: Through singing and learning the keyboard

Performing



Sing or play from memory with confidence.













Perform solos or as part of an ensemble.

Sing in tune or play expressively.

Hold a part within a round.

Sustain a drone or a melodic ostinato to accompany singing.

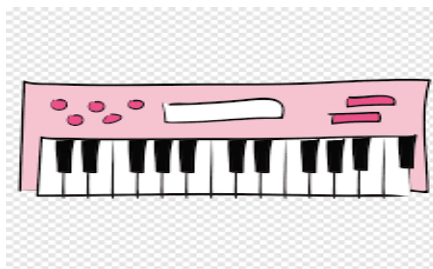


Symbol	Name	Number per measure (4/4)	Rest
	whole note	 1 per measure	
	half note	 2 per measure	
	quarter note	 4 per measure	
	eighth note	 8 per measure	

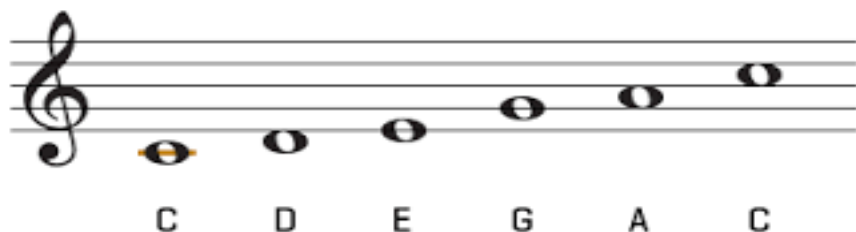
Recognise the notes EGBDF and FACE on the musical staff.

Recognise the symbols for a minim, crotchet and semibreve and quaver and say how many beats they represent.

Composing



C major pentatonic scale



Create songs with verses and a chorus.



Create rhythmic patterns with an awareness of timbre and duration.

Combine a variety of musical devices, including melody, rhythm and chords.

Thoughtfully select elements for a piece in order to gain a defined effect.

Use drones and melodic ostinati (based on the pentatonic scale).

Listening



Choose from a wide range of musical vocabulary to accurately describe and appraise music including:

combination of musical elements
dynamics
tempo
timbre
texture
pitch

solo
rounds
harmonies
accompaniments
drones

Expressively
Accurate rhythm and pitch
Legato: Smooth
Staccato: Spiky
Sense of beat
Good team work

Sense of occasion
Who composed the music?
When was it written?
Do you like it? Why?