

## Music Skills Year 4: Through singing and performing the Yukelele and keyboard

### Performing

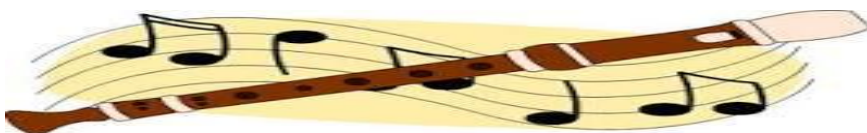


Sing from **memory** with **accurate pitch**.

Sing in **tune**. And **Maintain** a **simple part** within a **group**.













Pronounce **words** within a **song** clearly.

Show **control** of **voice**.



Play **notes** on an **instrument** with **care** so that they are **clear**.



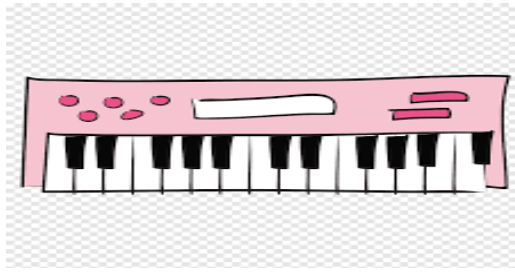
Symbol	Name	Number per measure (4/4)	Rest
	whole note	 1 per measure	
	half note	 2 per measure	
	quarter note	 4 per measure	
	eighth note	 8 per measure	

Perform with **control** and **awareness** of **others**.

Recognise the **notes** **EGBDF** and **FACE** on the **musical** **stave**.

Recognise the **symbols** for a **minim**, **crotchet** and **semibreve** and **say** how many **beats** they **represent**.

### Composing



Compose and perform melodic songs.

Choose, order, combine and control sounds to create an effect. Such as the mood of a piece.

Create repeated patterns with a range of instruments.

Use digital technologies to compose pieces of music.

Create accompaniments for tunes. Such as drones



Devise non-standard symbols to indicate when to play and rest.

Listening

# DURATION



## TIMBRE

Timbre is the quality of musical sound in instruments and voices

**INSTRUMENT FAMILIES**

STRING  
WOODWIND  
BRASS  
PERCUSSION  
KEYBOARD

**VOICES**

Soprano Alto Tenor Bass

## DYNAMICS

Loud or Soft

## PITCH

The high and low of the music

## TEMPO

The speed of a piece of music

Largo = very slow

Presto = very fast

Andante = at a walking pace

Allegro = quickly & bright or "march tempo"

Moderato = moderately

Monophony Homophony Polyphony



Use the terms: duration, timbre, dynamics, pitch, beat, tempo, texture and use of silence to describe music.

Evaluate music using musical vocabulary to identify areas of likes and dislikes.

Understand layers of sounds and discuss their effect on mood and feelings.